



ACADEMIC YEAR (2022-2023)

		J K K Munirajah college of Technology, T.N.Palayam			Metric No 1.3.2	
S.No	Name of the course	course code	programme offering	Contents mapping to		Number of students
				project work	internship	
(2022-2023) Regulation-2017						
1	Project Work	EC8811	Electronics and Communication Engineering	✓	✓	15
2	Electronic Devices	EC8252	Electronics and Communication Engineering	✓		12
3	Electronic Circuits- I	EC8351	Electronics and Communication Engineering	✓	✓	15
4	Linear Integrated Circuits	EC8453	Electronics and Communication Engineering	✓		12
5	Medical Electronics	EC8073	Electronics and Communication Engineering	✓		9
6	Microprocessors and Microcontrollers	EC8691	Electronics and Communication Engineering	✓	✓	15
7	Wireless Networks	EC8004	Electronics and Communication Engineering	✓	✓	15
8	Embedded and Real Time Systems	EC8791	Electronics and Communication Engineering	✓		15
9	Satellite Communication	EC8094	Electronics and Communication Engineering	✓		


PRINCIPAL
JKK MUNIRAJAH COLLEGE
OF TECHNOLOGY
T.N. PALAYAM (Po)-638 506.
GOBI (Tk), ERODE (Dt).

OBJECTIVES:

- To understand the concept about Wireless networks, protocol stack and standards
- To understand and analyse the network layer solutions for Wireless networks
- To study about fundamentals of 3G Services, its protocols and applications
- To have in depth knowledge on internetworking of WLAN and WWAN
- To learn about evolution of 4G Networks, its architecture and applications

UNIT I WIRELESS LAN 9

Introduction-WLAN technologies: - IEEE802.11: System architecture, protocol architecture, 802.11b, 802.11a – Hiper LAN: WATM, BRAN, HiperLAN2 – Bluetooth: Architecture, WPAN – IEEE 802.15.4, Wireless USB, Zigbee, 6LoWPAN, WirelessHART

UNIT II MOBILE NETWORK LAYER 9

Introduction - Mobile IP: IP packet delivery, Agent discovery, tunneling and encapsulation, IPV6- Network layer in the internet- Mobile IP session initiation protocol - mobile ad-hoc network: Routing: Destination Sequence distance vector, IoT: CoAP

UNIT III 3G OVERVIEW 9

Overview of UMTS Terrestrial Radio access network-UMTS Core network Architecture: 3GPP Architecture, User equipment, CDMA2000 overview- Radio and Network components, Network structure, Radio Network, TD-CDMA, TD – SCDMA.

UNIT IV INTERNETWORKING BETWEEN WLANS AND WWANS 9

Internetworking objectives and requirements, Schemes to connect WLANS and 3G Networks, Session Mobility, Internetworking Architecture for WLAN and GPRS, System Description, Local Multipoint Distribution Service, Multichannel Multipoint Distribution System.

UNIT V 4G & Beyond 9

Introduction – 4G vision – 4G features and challenges - Applications of 4G – 4G Technologies: Multicarrier Modulation, Smart antenna techniques, IMS Architecture, LTE, Advanced Broadband Wireless Access and Services, MVNO.

TOTAL:45 PERIODS**OUTCOMES:**

Upon completion of the course, the student would be able to:

- Conversant with the latest 3G/4G networks and its architecture
- Design and implement wireless network environment for any application using latest wireless protocols and standards
- Ability to select the suitable network depending on the availability and requirement
- Implement different type of applications for smart phones and mobile devices with latest network strategies



PRINCIPAL
JKK MUNIRAJAH COLLEGE
OF TECHNOLOGY
T.M. PALAYAM (Po)-638 506.
ODDI (TK), ERODE (Dt).

OBJECTIVES:**The student should be made to:**

- Understand the basics of satellite orbits
- Understand the satellite segment and earth segment
- Analyze the various methods of satellite access
- Understand the applications of satellites
- Understand the basics of satellite Networks

UNIT I SATELLITE ORBITS

9

Kepler's Laws, Newton's law, orbital parameters, orbital perturbations, station keeping, geo stationary and non Geo-stationary orbits – Look Angle Determination- Limits of visibility – eclipse-Sub satellite point –Sun transit outage-Launching Procedures - launch vehicles and propulsion.

UNIT II SPACE SEGMENT

9

Spacecraft Technology- Structure, Primary power, Attitude and Orbit control, Thermal control and Propulsion, communication Payload and supporting subsystems, Telemetry, Tracking and command-Transponders-The Antenna Subsystem.

UNIT III SATELLITE LINK DESIGN

9

Basic link analysis, Interference analysis, Rain induced attenuation and interference, Ionospheric characteristics, Link Design with and without frequency reuse.

UNIT IV SATELLITE ACCESS AND CODING METHODS

9

Modulation and Multiplexing: Voice, Data, Video, Analog – digital transmission system, Digital video Broadcast, multiple access: FDMA, TDMA, CDMA, DAMA Assignment Methods, compression – encryption, Coding Schemes.


UNIT V SATELLITE APPLICATIONS

9

INTELSAT Series, INSAT, VSAT, Mobile satellite services: GSM, GPS, INMARSAT, LEO, MEO, Satellite Navigational System. GPS Position Location Principles, Differential GPS, Direct Broadcast satellites (DBS/DTH).

TOTAL:45 PERIODS**OUTCOMES:****At the end of the course, the student would be able to:**

- Analyze the satellite orbits
- Analyze the earth segment and space segment
- Analyze the satellite Link design
- Design various satellite applications


PRINCIPAL
JKK MUNIRAJAH COLLEGE
OF TECHNOLOGY
T.N. PALAYAM (Po)-638 506.
GOBI (Tk). ERODE (Dt).

OBJECTIVES :

- To introduce the basic building blocks of linear integrated circuits
- To learn the linear and non-linear applications of operational amplifiers
- To introduce the theory and applications of analog multipliers and PLL
- To learn the theory of ADC and DAC
- To introduce the concepts of waveform generation and introduce some special function ICs

UNIT I BASICS OF OPERATIONAL AMPLIFIERS

9

Current mirror and current sources, Current sources as active loads, Voltage sources, Voltage References, BJT Differential amplifier with active loads, Basic information about op-amps – Ideal Operational Amplifier - General operational amplifier stages -and internal circuit diagrams of IC 741, DC and AC performance characteristics, slew rate, Open and closed loop configurations – JFET Operational Amplifiers – LF155 and TL082.

UNIT II APPLICATIONS OF OPERATIONAL AMPLIFIERS

9

Sign Changer, Scale Changer, Phase Shift Circuits, Voltage Follower, V-to-I and I-to-V converters, adder, subtractor, Instrumentation amplifier, Integrator, Differentiator, Logarithmic amplifier, Antilogarithmic amplifier, Comparators, Schmitt trigger, Precision rectifier, peak detector, clipper and clamper, Low-pass, high-pass and band-pass Butterworth filters.

UNIT III ANALOG MULTIPLIER AND PLL

9

Analog Multiplier using Emitter Coupled Transistor Pair - Gilbert Multiplier cell – Variable transconductance technique, analog multiplier ICs and their applications, Operation of the basic PLL, Closed loop analysis, Voltage controlled oscillator, Monolithic PLL IC 565, application of PLL for AM detection, FM detection, FSK modulation and demodulation and Frequency synthesizing and clock synchronisation.

UNIT IV ANALOG TO DIGITAL AND DIGITAL TO ANALOG CONVERTERS

9

Analog and Digital Data Conversions, D/A converter – specifications - weighted resistor type, R-2R Ladder type, Voltage Mode and Current-Mode R - 2R Ladder types - switches for D/A converters, high speed sample-and-hold circuits, A/D Converters – specifications - Flash type - Successive Approximation type - Single Slope type – Dual Slope type - A/D Converter using Voltage-to-Time Conversion - Over-sampling A/D Converters, Sigma – Delta converters.

UNIT V WAVEFORM GENERATORS AND SPECIAL FUNCTION ICs

9

Sine-wave generators, Multivibrators and Triangular wave generator, Saw-tooth wave generator, ICL8038 function generator, Timer IC 555, IC Voltage regulators – Three terminal fixed and adjustable voltage regulators - IC 723 general purpose regulator - Monolithic switching regulator, Low Drop – Out(LDO) Regulators - Switched capacitor filter IC MF10, Frequency to Voltage and Voltage to Frequency converters, Audio Power amplifier, Video Amplifier, Isolation Amplifier, Opto-couplers and fibre optic IC.

TOTAL:45 PERIODS**OUTCOMES:**

Upon completion of the course, the student should be able to:

- Design linear and non linear applications of OP – AMPS
- Design applications using analog multiplier and PLL
- Design ADC and DAC using OP – AMPS
- Generate waveforms using OP – AMP Circuits
- Analyze special function ICs


PRINCIPAL
 J. K. MUNIRAJAH COLLEGE
 OF TECHNOLOGY
 T.N. PALAYAM (Po)-638 506.
 GOBI (Tk), ERODE (Dt).

OBJECTIVES:

- To understand the Architecture of 8086 microprocessor.
- To learn the design aspects of I/O and Memory Interfacing circuits.
- To interface microprocessors with supporting chips.
- To study the Architecture of 8051 microcontroller.
- To design a microcontroller based system

UNIT I THE 8086 MICROPROCESSOR 9

Introduction to 8086 – Microprocessor architecture – Addressing modes - Instruction set and assembler directives – Assembly language programming – Modular Programming - Linking and Relocation - Stacks - Procedures – Macros – Interrupts and interrupt service routines – Byte and String Manipulation.

UNIT II 8086 SYSTEM BUS STRUCTURE 9

8086 signals – Basic configurations – System bus timing –System design using 8086 – I/O programming – Introduction to Multiprogramming – System Bus Structure – Multiprocessor configurations – Coprocessor, Closely coupled and loosely Coupled configurations – Introduction to advanced processors.

UNIT III I/O INTERFACING 9

Memory Interfacing and I/O interfacing - Parallel communication interface – Serial communication interface – D/A and A/D Interface - Timer – Keyboard /display controller – Interrupt controller – DMA controller – Programming and applications Case studies: Traffic Light control, LED display , LCD display, Keyboard display interface and Alarm Controller.

UNIT IV MICROCONTROLLER 9

Architecture of 8051 – Special Function Registers(SFRs) - I/O Pins Ports and Circuits - Instruction set - Addressing modes - Assembly language programming.


UNIT V INTERFACING MICROCONTROLLER 9

Programming 8051 Timers - Serial Port Programming - Interrupts Programming – LCD & Keyboard Interfacing - ADC, DAC & Sensor Interfacing - External Memory Interface- Stepper Motor and Waveform generation - Comparison of Microprocessor, Microcontroller, PIC and ARM processors.

TOTAL: 45 PERIODS**OUTCOMES:**

At the end of the course, the students should be able to:

- Understand and execute programs based on 8086 microprocessor.
- Design Memory Interfacing circuits.
- Design and interface I/O circuits.
- Design and implement 8051 microcontroller based systems.


PRINCIPAL
 J. K. MUNIRAJAH COLLEGE
 OF TECHNOLOGY
 T.N. PALAYAM (Po)-638 506.
 GOBI (Tk), ERODE (Dt).

OBJECTIVES:

- To develop the ability to solve a specific problem right from its identification and literature review till the successful solution of the same. To train the students in preparing project reports and to face reviews and viva voce examination.

The students in a group of 3 to 4 works on a topic approved by the head of the department under the guidance of a faculty member and prepares a comprehensive project report after completing the work to the satisfaction of the supervisor. The progress of the project is evaluated based on a minimum of three reviews. The review committee may be constituted by the Head of the Department. A project report is required at the end of the semester. The project work is evaluated based on oral presentation and the project report jointly by external and internal examiners constituted by the Head of the Department.

TOTAL: 300 PERIODS

OUTCOME:

- On Completion of the project work students will be in a position to take up any challenging practical problems and find solution by formulating proper methodology.


PRINCIPAL
AK MUNIRAJAH COLLEGE
OF TECHNOLOGY
T.N. PALAYAM (Po)-638 506.
GOBI (Tk), ERODE (Dt).

OBJECTIVES:

- To acquaint the students with the construction, theory and operation of the basic electronic devices such as PN junction diode, Bipolar and Field effect Transistors, Power control devices, LED, LCD and other Opto-electronic devices

UNIT I SEMICONDUCTOR DIODE 9
PN junction diode, Current equations, Energy Band diagram, Diffusion and drift current densities, forward and reverse bias characteristics, Transition and Diffusion Capacitances, Switching Characteristics, Breakdown in PN Junction Diodes.

UNIT II BIPOLAR JUNCTION TRANSISTORS 9
NPN -PNP -Operations-Early effect-Current equations – Input and Output characteristics of CE, CB, CC - Hybrid - π model - h-parameter model, Ebers Moll Model- Gummel Poon-model, Multi Emitter Transistor.

UNIT III FIELD EFFECT TRANSISTORS 9
JFETs – Drain and Transfer characteristics, -Current equations-Pinch off voltage and its significance- MOSFET- Characteristics- Threshold voltage -Channel length modulation, D- MOSFET, E- MOSFET- Characteristics – Comparison of MOSFET with JFET.

UNIT IV SPECIAL SEMICONDUCTOR DEVICES 9
Metal-Semiconductor Junction- MESFET, FINFET, PINFET, CNTFET, DUAL GATE MOSFET, Schottky barrier diode-Zener diode-Varactor diode –Tunnel diode- Gallium Arsenide device, LASER diode, LDR.

UNIT V POWER DEVICES AND DISPLAY DEVICES 9
UJT, SCR, Diac, Triac, Power BJT- Power MOSFET- DMOS-VMOS. LED, LCD, Photo transistor, Opto Coupler, Solar cell, CCD.

TOTAL : 45 PERIODS**OUTCOMES:****At the end of the course the students will be able to:**

- Explain the V-I characteristic of diode, UJT and SCR
- Describe the equivalence circuits of transistors
- Operate the basic electronic devices such as PN junction diode, Bipolar and Field effect Transistors, Power control devices, LED, LCD and other Opto-electronic devices


PRINCIPAL
JKK MUNIRAJAH COLLEGE
OF TECHNOLOGY
T.N. PALAYAM (Po)-638 506.
GOBI (Tk), ERODE (Dt).

EC8073

MEDICAL ELECTRONICS

L	T	P	C
3	0	0	3

OBJECTIVES:

The student should be made:

- To gain knowledge about the various physiological parameters both electrical and non electrical and the methods of recording and also the method of transmitting these parameters
- To study about the various assist devices used in the hospitals
- To gain knowledge about equipment used for physical medicine and the various recently developed diagnostic and therapeutic techniques.

UNIT I ELECTRO-PHYSIOLOGY AND BIO-POTENTIAL RECORDING 9

Sources of bio medical signals, Bio-potentials, Biopotential electrodes, biological amplifiers, ECG, EEG, EMG, PCG, typical waveforms and signal characteristics

UNIT II BIO-CHEMICAL AND NON ELECTRICAL PARAMETER MEASUREMENT 9

pH, PO₂, PCO₂, Colorimeter, Blood flow meter, Cardiac output, respiratory, blood pressure, temperature and pulse measurement, Blood Cell Counters.

UNIT III ASSIST DEVICES 9

Cardiac pacemakers, DC Defibrillator, Dialyser, Ventilators, Magnetic Resonance Imaging Systems, Ultrasonic Imaging Systems.

UNIT IV PHYSICAL MEDICINE AND BIOTELEMETRY 9

Diathermies- Shortwave, ultrasonic and microwave type and their applications, Surgical Diathermy, Biotelemetry.

UNIT V RECENT TRENDS IN MEDICAL INSTRUMENTATION 9


Telemedicine, Insulin Pumps, Radio pill, Endomicroscopy, Brain machine interface, Lab on a chip.

TOTAL:45 PERIODS

OUTCOMES:

On successful completion of this course, the student should be able to:

- Know the human body electro- physiological parameters and recording of bio-potentials
- Comprehend the non-electrical physiological parameters and their measurement – body temperature, blood pressure, pulse, blood cell count, blood flow meter etc.
- Interpret the various assist devices used in the hospitals viz. pacemakers, defibrillators, dialyzers and ventilators
- Comprehend physical medicine methods eg. ultrasonic, shortwave, microwave surgical diathermies , and bio-telemetry principles and methods
- Know about recent trends in medical instrumentation


PRINCIPAL
JKK MUNIRAJAH COLLEGE
OF TECHNOLOGY
T.N. PALAYAM (Po)-638 506.
GOBI (Tk), ERODE (Dt).

OBJECTIVES:

The student should be made to:

- Understand the concepts of embedded system design and analysis
- Learn the architecture and programming of ARM processor
- Be exposed to the basic concepts of embedded programming
- Learn the real time operating systems

UNIT I INTRODUCTION TO EMBEDDED SYSTEM DESIGN 9

Complex systems and micro processors– Embedded system design process –Design example: Model train controller- Design methodologies- Design flows - Requirement Analysis – Specifications-System analysis and architecture design – Quality Assurance techniques - Designing with computing platforms – consumer electronics architecture – platform-level performance analysis.

UNIT II ARM PROCESSOR AND PERIPHERALS 9

ARM Architecture Versions – ARM Architecture – Instruction Set – Stacks and Subroutines – Features of the LPC 214X Family – Peripherals – The Timer Unit – Pulse Width Modulation Unit – UART – Block Diagram of ARM9 and ARM Cortex M3 MCU.

UNIT III EMBEDDED PROGRAMMING 9

Components for embedded programs- Models of programs- Assembly, linking and loading – compilation techniques- Program level performance analysis – Software performance optimization – Program level energy and power analysis and optimization – Analysis and optimization of program size- Program validation and testing.

UNIT IV REAL TIME SYSTEMS 9

Structure of a Real Time System — Estimating program run times – Task Assignment and Scheduling – Fault Tolerance Techniques – Reliability, Evaluation – Clock Synchronisation.

UNIT V PROCESSES AND OPERATING SYSTEMS 9

Introduction – Multiple tasks and multiple processes – Multirate systems- Preemptive real-time operating systems- Priority based scheduling- Interprocess communication mechanisms – Evaluating operating system performance- power optimization strategies for processes – Example Real time operating systems-POSIX-Windows CE. - Distributed embedded systems – MPSoCs and shared memory multiprocessors. – Design Example - Audio player, Engine control unit – Video accelerator.

TOTAL: 45 PERIODS

OUTCOMES:

At the end of the course, the student should be able to:

- Describe the architecture and programming of ARM processor
- Outline the concepts of embedded systems
- Explain the basic concepts of real time operating system design
- Model real-time applications using embedded-system concepts


PRINCIPAL
JKK MUNIRAJAH COLLEGE
OF TECHNOLOGY
T.N. PALAYAM (Po)-638 506.
GCB (T), ERODE (Dt).